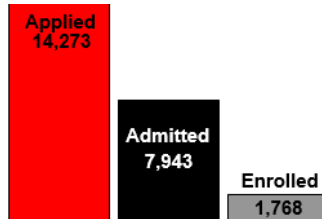


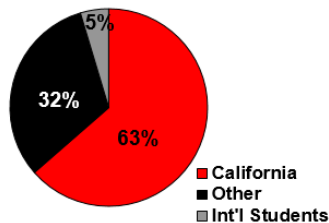
## University Profile

### Fall 2019 Freshman Class Characteristics

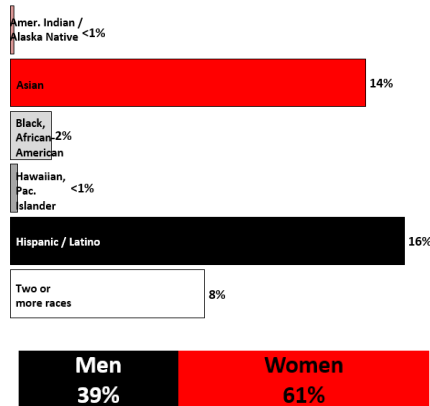


Average SAT/ACT \_\_\_\_\_ 1285/28  
 75<sup>th</sup> percentile SAT/ACT \_\_\_\_\_ 1370/31

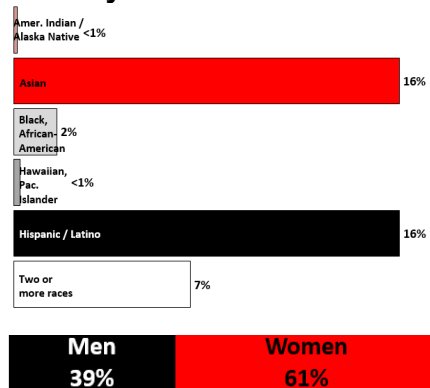
### Geographic Origin



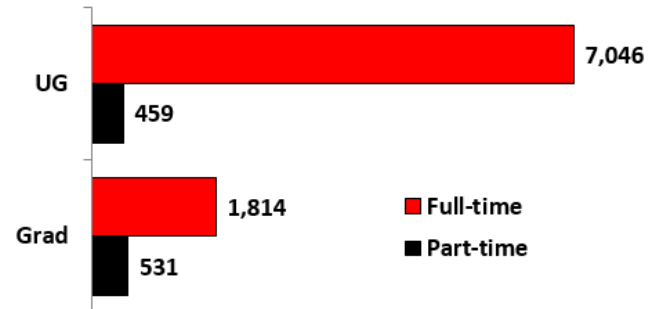
### Diversity of Fall '19 Undergrads



### Diversity of Entire Fall '19 Full-time Student Body



### Fall 2019 Headcount Enrollment



First-time Freshmen Retained to 2<sup>nd</sup> Year  
 Fall 2018 Full-time Cohort \_\_\_\_\_ 91%

### Graduation Rates (2011 FT Frosh Cohort)

	4-Yr	6-Yr	8-Yr
Overall	69%	79%	80%
Men	61%	75%	76%
Women	76%	82%	83%
Nonresident Alien	68%	76%	76%
Latino/Hispanic	71%	80%	82%
Amer Ind/AK Ntv	*	*	*
Asian	79%	88%	88%
Black/Afr Amer	52%	61%	61%
Ntv HI/Other PI	*	*	*
White	69%	79%	80%
Two or more races	70%	77%	77%
Unknown	58%	67%	70%
Students Awarded Pell Grant	68%	77%	78%
Students Awarded Subsidized Federal Loan (but not Pell)	70%	79%	80%
Students Awarded Neither Pell Nor Federal Sub Loan	69%	80%	81%

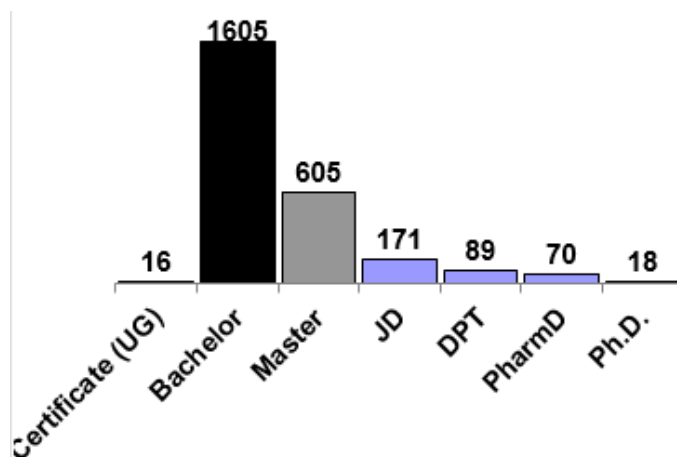
\* Cell size is fewer than five students

### Faculty Information

Student Faculty Ratio \_\_\_\_\_ 13:1  
 Full-time Faculty \_\_\_\_\_ 536  
 Part-time Faculty \_\_\_\_\_ 592

# Recent Graduates

## Degrees Awarded (July 1, 2018 – June 30, 2019)



## Degrees in Key Areas (2018-19)

Business Administration (BS)	_____	376
Communication Studies (BA)	_____	69
English (BA, MA)	_____	37
Film Production (BFA, MFA)	_____	121
Law (JD, LL.M)	_____	188
Physical Therapy (DPT)	_____	89
Psychology (BA, MA)	_____	120

## Characteristics of Degree Recipients

	UG	Master	Doctoral
Men	38%	39%	45%
Women	62%	61%	55%
Unknown	0%	0%	0%
Nonresident Alien	4%	20%	1%
Hispanic/Latino	15%	15%	18%
Amer Ind/AK Ntv	<1%	0%	<1%
Asian	12%	9%	27%
Black/Afr Amer	1%	2%	3%
Ntv HI/Other PI	<1%	<1%	0%
White	55%	46%	40%
Two or more races	7%	5%	6%
Unknown	5%	2%	5%

## % of 2017-18 UG degree recipients found enrolled at a 4-year institution within one year of graduation:

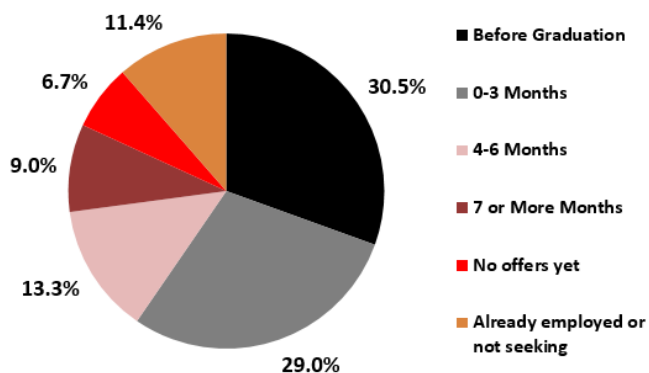
15.3%

### Sampling of Institutions at Which They Were Found to be Enrolled:

Claremont School of Theology  
 Columbia University  
 George Mason University  
 George Washington University  
 Loyola Law School  
 Loyola Marymount University  
 Pepperdine University  
 Pennsylvania State University  
 Tufts University School of Medicine  
 UC Davis  
 UC Irvine  
 UC Los Angeles  
 UC San Francisco  
 University of Southern California  
 Vanderbilt University

Source: National Student Clearinghouse

## Time Elapsed From Graduation to Acceptance of Full-time Employment (2017-18 Undergraduate Degree Recipients)



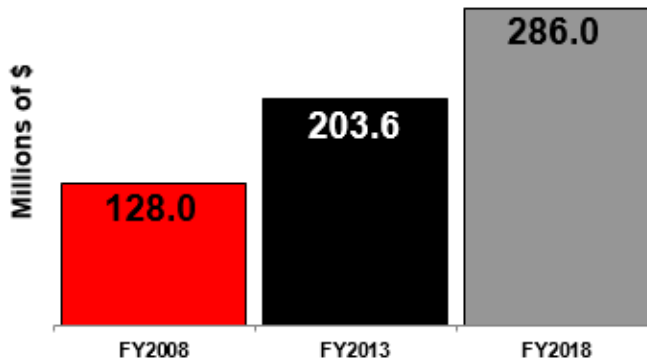
### Sampling of Employers:

Amazon Studios  
 Apple  
 Bad Robot  
 Citigroup  
 Deloitte  
 Goldman Sachs  
 Google  
 Irvine Company  
 LA Galaxy  
 McGraw Hill  
 Northrop Grumman  
 The Walt Disney Company

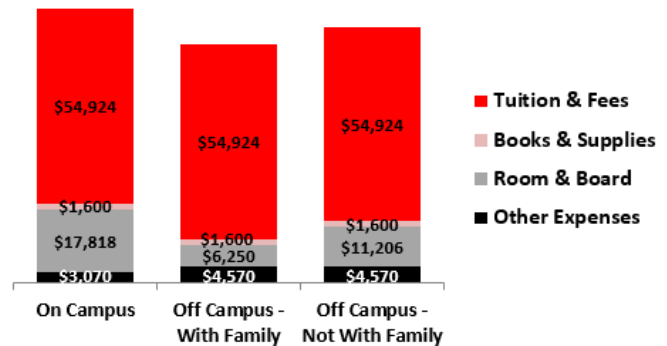
Source: IRADS Alumni Survey

# Financial Information

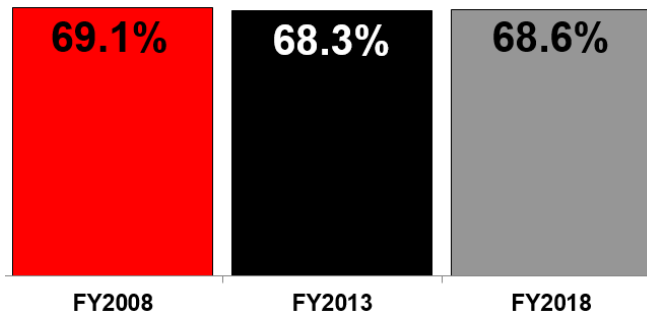
## Educational Expenditures



## Estimated Costs of Attendance (2019-20 Undergraduates)



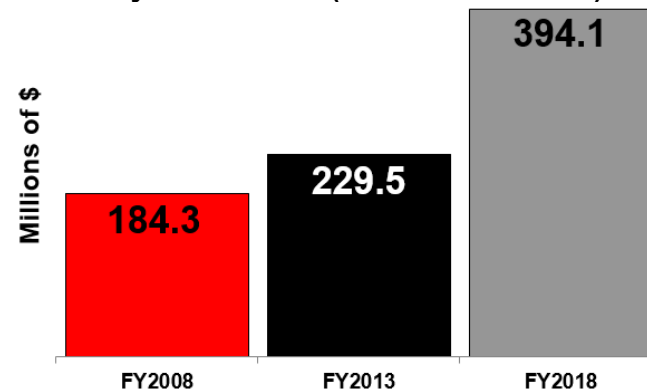
## Instruction and Academic Support Expenses as Percent of Total Educational Expenses



## Fall 2018 Full-Time First-Time Freshmen Awarded Financial Aid by Type:

Any Grant	85%
Federal Grants	17%
Pell Grants	17%
Other Fed Grants	5%
State/Local Grants	16%
Institutional Grants	85%
Any Loans	58%
Federal Loans	58%
Other Loans	4%
Average grant amount	\$28,341
Average loan amount	\$7,035

## University Endowment (End of Fiscal Year)



## Total Annual Grant Aid Awarded to all Undergraduate Students (2018-19):

\$114,299,293

## Total Undergraduate Students Awarded Pell Grant (2018-19): 18%



## About Chapman

Located in the city of Orange, Chapman is one of the oldest, most prestigious private universities in California and is the largest independent university in Orange County. Founded in 1861, Chapman University is recognized for its liberal arts core, distinguished faculty, innovative programs, and personalized attention to students. The mission of Chapman University is to provide a personalized education of distinction that leads to inquiring, ethical and productive lives as global citizens.